

# EFFECTS OF DIFFERENT ENVIRONMENTS ON THE CORROSION PROPERTIES OF WELDED MILD STEEL PLATE

<sup>1</sup>Department of Mechanical Engineering, The Federal University of Technology, Akure, NIGERIA

<sup>2</sup>Department of Metallurgical and Materials Engineering, The Federal University of Technology, Akure, NIGERIA

**Abstract:** The study on the effects of different environment on the corrosion properties of welded mild steel was evaluated using the weight loss analysis method. Chemical analysis was done on the mild steel plate using ARX spectrometer. Three sets of samples were used; two samples were not subjected to any corrosive environment. Two other samples were immersed in 0.3 M NaCl and the last two samples were immersed in water. Results showed that the un-welded samples exhibited greater loss in weight compared to the welded samples; the rates of corrosion of welded samples were observed to be lower in comparison with their un-welded counterparts in their corresponding corrosive environment, and the maximum values of corrosion rates of the samples were obtained for un-welded steel sample immersed in 0.3 M NaCl (1.924344 mg/mm<sup>2</sup>/yr.); welded steel sample immersed in 0.3 M NaCl (0.509108 mg/mm<sup>2</sup>/yr.); un-welded steel sample immersed in water (0.001821018 mg/mm<sup>2</sup>/yr.); and welded steel sample immersed in water (0.000780731 mg/mm<sup>2</sup>/yr.).

**Keywords:** environments, corrosion, weight loss, welded and un-welded samples

## INTRODUCTION

Mild steel is a type of steel alloy that contains a low amount of carbon as a major constituent. Its carbon content falls within the range 0.10 – 0.25% of low carbon steel. Mild steel is the most common form of steel and it is the major material used in construction industry due to its low cost. Mild steel have good strength, hard and can be bent, worked or can be welded into an endless variety of shapes for from vehicles to building materials. Its unique properties such as low cost, high strength, hardness and easy availability, made it to have wide range of applications in many areas such as vehicle parts, truck bed floors, automobile doors, domestic appliances, nut bolt, chains, hinges, knives, armour, pipes, magnets and military equipment (Kumar and Yadav, 2013; Talabi, *et al.*, 2014).

The interaction of these materials with their immediate environment results in the deterioration of the mechanical properties (such as hardness, toughness, ductility and strength) and physical properties of the materials. In metals, there is actual material loss either by dissolution or by the formation of non-metallic scale or film (Callister, 2007). This material loss is as a result of corrosion. Corrosion can therefore be regarded as the gradual degradation, destruction or deterioration of a material, usually metals, by chemical reaction with its environment. This is done as a result of the electrochemical oxidation of metals in reaction with an oxidant such as oxygen. A common example of electrochemical corrosion is rusting, which is the formation of iron oxides. This type of oxides typically provides oxide(s) or salt(s) of the original metal. All environments are practically corrosive to some degree. Some examples are air and moisture; fresh, distilled, salt, and other gases such as chlorine and ammonia (Fontana, 2007).

Corrosion is a multifaceted phenomenon that adversely affects and deteriorates metals through oxidation. Corrosion degrades the useful properties of materials and structures

including strength, appearance, and permeability to liquid and gases. Katundi *et al.*, (2012) characterized the corrosion resistance in the steel sheets (Hot dip galvanizing of steel sheets) used in automotive industry. They carried out simulated corrosion tests, wet/humidity test and hot dust/dry cycle talk test in laboratory conditions. They tested dynamic behaviour of the corroded specimens dynamically to simulate under the crash test conditions. They exposed the samples to changing climatic conditions in terms of humidity. It was also observed that pitting corrosion damage and crack initiation sites were developed and propagated.

This research focuses on the evaluation of the effects of diffent environments on the corrosion properties of welded mild steel plate for automobile body service application using the weight loss analysis method.

## MATERIALS AND METHOD

### — Materials and Equipment

The materials used for the experiment include: low carbon steel alloy of known chemical composition, emery paper of the following grades (60, 120, 180, 220, 320, 400, 600, 800, 1200 grits), tong, plastic containers, diamond paste, and zinc rod. The chemicals used for the experiment are sodium chloride (NaCl) and distilled water.

The following equipment were used for the research: universal polishing machine; metallurgical microscope; mass spectrophotometric analyzer; universal hardness tester; cutting machine; grinding machine; digital multi-meter; pH meter; welding machine (electric-arc and oxy-acetylene); calibrated cylinder; digital vernier caliper and digital weighing balance.

### — Methods

#### » Sample Preparation

The mild steel plate was sectioned into six samples each of equal sizes (20 mm length by 20 mm thickness). The first three samples were un-welded while the remaining three samples were further sectioned into two each and welded (using

electric-arc welding). The six samples were then separated in pairs (each pair containing a welded sample and an un-welded sample) resulting into three pairs. The three pairs are  $M_1$  and  $M_2$  as un-corroded samples,  $S_1$  and  $S_2$  as samples immersed in the chloride environment and lastly  $W_1$  and  $W_2$  as samples immersed in water. Samples  $M_1$  and  $M_2$  were purposely set aside just to examine the pre-corrosion microstructure of the steel sample. The sample description is presented in Table 1.

Table 1: Sample Description

Sample	Description
$M_1$	Control sample for pre-corrosion microstructural analysis for un-welded samples
$M_2$	Control sample for pre-corrosion microstructural analysis for welded samples
$S_1$	Un-welded steel sample immersed in 0.3 M NaCl
$S_2$	Welded steel sample immersed in 0.3 M NaCl
$W_1$	Un-welded steel sample immersed in water
$W_2$	Welded steel sample immersed in water

» **Chemical Analysis:**

The chemical analysis was done on the mild steel plate using ARX spectrometer (Oyetunji, *et al.* 2013). Corrosion rate determination was done by weight loss method. In order to effectively calculate the corrosion rate of the samples, the initial weights of the samples were taken using the digital weighing balance. Two samples ( $M_1$  and  $M_2$ ) were not subjected to any corrosive environment for proper comparison. Two other samples ( $S_1$  and  $S_2$ ) were immersed in 0.3 M NaCl and the last two samples ( $W_1$  and  $W_2$ ) were immersed in sea water. The corrosion exercise lasted for 61 days and weighed at intervals of 4 days for the samples immersed in the chloride environment and samples immersed in sea water. The corrosion exercise was undertaken at room temperature, and the weight loss of each sample was obtained by calculating the difference between the initial weight and the obtained weight at each interval. The corrosion rate of each sample is then calculated using equation 1 in accordance to (Fontana, 2007; Seifedine, 2008) and the results are presented in graphic form and depicted as Figures 1–4.

$$\text{Corrosion Rate; } R = \frac{KW}{\rho AT} \quad (1)$$

where: K, a constant, W, the weight loss of the metal in gram, T, time of exposure (hours), A, the surface area of the metal exposed ( $\text{cm}^2$ ),  $\rho$ , the density of the metal ( $\text{kg}/\text{m}^3$ ).

**RESULTS AND DISCUSSION**

**a. The chemical analysis result**

The result of the chemical analysis of the as-received mild steel plate is as presented in Table 2.

$$\begin{aligned} \text{Percentage of alloying elements} = \\ \text{Mn } 0.82 + \text{Cr } 0.080 + \text{Ni } 0.102 + \text{Nb } 0.0054 + \text{W } 0.0001 \\ + \text{Ti } 0.0003 + \text{V } 0.0016 = 1.0094 \% \end{aligned}$$

From the above calculation, it can be deduced that the steel pipe is a plain carbon steel and definitely not an alloy steel because the percentage sum of all alloying elements is less than 2%. This implies that there is no inherent element to prevent or reduce the corrosion rate of the steel. The carbon

content falls within the range 0.1 – 0.25%, therefore the steel is a low carbon steel (Degarmo, *et al.*, 2003).

Table 2: Elemental Composition (wt%) of the As-received Mild Steel Plate

Elemental composition	Weight percent (wt%)
C	0.133
Si	0.307
Mn	0.820
P	0.0061
S	0.0081
Cr	0.080
Ni	0.102
Mo	0.038
Al	0.0036
Cu	0.178
Co	0.0085
Ti	0.0003
Nb	0.0054
V	0.0016
W	<0.0001
Pb	<0.0001
B	0.0007
Sn	0.0063
Zn	0.0042
As	0.0005
Bi	0.0010
Ca	0.0010
Ce	0.0023
Zr	0.0006
La	<0.0001
Fe	98.300

**b. Effects of distilled water and chloride environment on the cumulative weight loss of low carbon steel samples**

Samples  $S_1$  and  $S_2$  were immersed in a chloride environment and Figure 1 show the cumulative weight loss of both samples. Generally, cumulative weight losses of these two samples were said to increase with increasing exposure time. Sample  $S_1$ , being an un-welded sample, has a higher cumulative weight loss as the exposure time increases. This means that the weight lost by sample  $S_2$  over the specified number of days were much lesser than the weight lost by sample  $S_1$ . It can be inferred from the graph that the welded sample ( $S_2$ ) exhibits a better resistance to weight loss compared to un-welded sample ( $S_1$ ), because the graph shows that the rate at which sample  $S_2$  loses weight is not as high as the weight loss rate of sample  $S_1$ , (Chinwko, *et al.*, 2014).

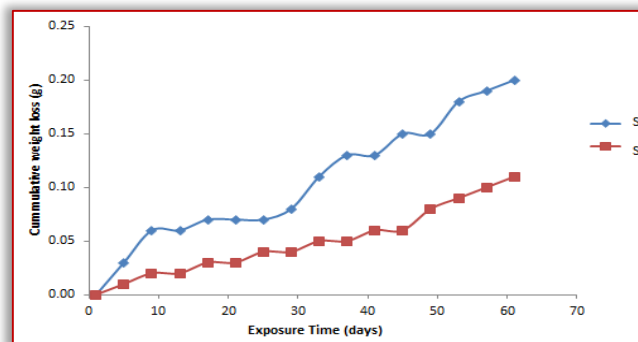


Figure 1: Variation of cumulative weight loss with exposure time of samples immersed in 0.3 M NaCl

As shown in Figure 2, the cumulative weight loss of samples  $W_1$  and  $W_2$  with reference to the exposure time was analyzed with the two samples immersed in sea water. The cumulative weight losses of these two samples increased with increasing exposure time. Figure 2 shows that sample  $W_2$  (welded) did not lose much weight as sample  $W_1$  (un-welded). This implies that the overall cumulative weight loss of sample  $W_1$  is lower than that of sample  $W_2$  which is an indication that the un-welded sample shows a better resistance to the loss of weight when immersed in water. The reason for this can be traced to the action and effect of welding on the steel sample, which had positively, affected the microstructural arrangement of the atoms (Oladele, *et al.*, 2014).

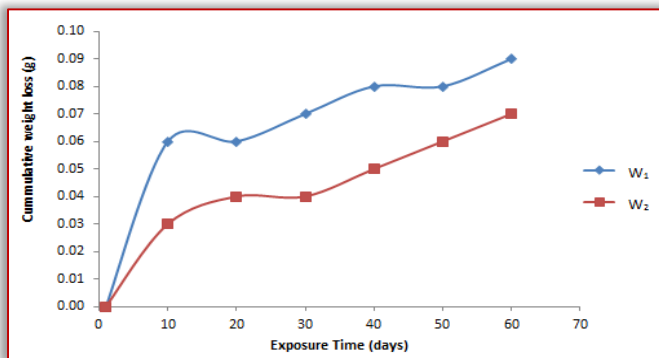


Figure 2: Variation of cumulative weight loss with exposure time of samples immersed in distilled water

Figure 3 shows the comparison among the cumulative weight loss of all samples with distinctive difference between the cumulative weight loss of samples immersed in the chloride environment and samples immersed in distilled water, including welded and un-welded samples. Generally, the welded samples ( $S_2$  and  $W_2$ ) lost lesser weight compared to their un-welded counterparts ( $S_1$  and  $W_1$ ). However, samples  $S_1$  and  $S_2$  which were immersed in the chloride environment lost much weight compared to samples  $W_1$  and  $W_2$  which were immersed in water. This is due to the fact that the chloride environment is aggressive and more corrosive than the natural water environment. The corrosive nature of the chloride was majorly due to the actions of the chloride ions on the steel sample, but the available oxygen in the water formed a corrosion cell until passive films were formed, and the rate almost became constant (Chinwko, *et al.*, 2014).

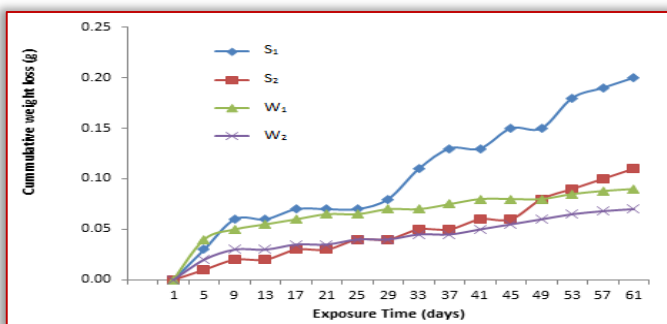


Figure 3: Variation of cumulative weight loss of all samples with the exposure time in days

### c. Effects of chloride environment on corrosion rate of low carbon steel plate samples

Figure 4 shows the relationship between the corrosion rates of the samples immersed in chloride environment. It can be seen from the figure that both samples  $S_1$  and  $S_2$  exhibited a higher corrosion rate within the first 10 days compared to the remaining days. This is usually expected holding to the fact that the chloride environment, in which the samples were subjected, tends to decrease in potency over time. However, the corrosion rate of sample  $S_1$  was far higher than that of sample  $S_2$  because the weldment of sample  $S_2$  undoubtedly acted against the corrosion reaction of the sample compared to the other sample  $S_1$  which had no weldment. In addition, sample  $S_2$  was observed to exhibit a more uniform corrosion than sample  $S_1$  with increase in exposure time.

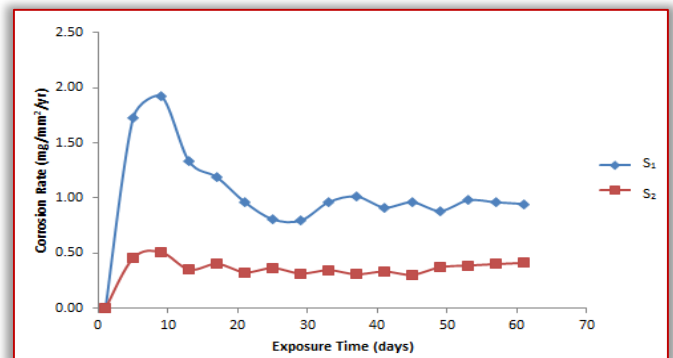


Figure 4: Variation of corrosion rate of samples  $S_1$  and  $S_2$  with the Exposure Time in Days.

The rate of corrosion of samples  $W_1$  and  $W_2$  in water can be seen on Figure 5. Sample  $W_1$  (un-welded) exhibited a very low resistance to corrosion when compared to its counterpart (sample  $W_2$  – welded). This is an indication of the fact that the welded sample exhibited a better corrosion resistance as a function of the action of the weldment with particular to the effect of the welding electrode. Although both samples shows a slightly noticeable uniform corrosion, however, their corrosion rate was very minimal and did not exceed 0.0018 mg/mm<sup>2</sup>/yr. which implies that their rates of corrosion were within the passive extreme. To this end, the mechanical properties of the steels sample will only be slightly affected.

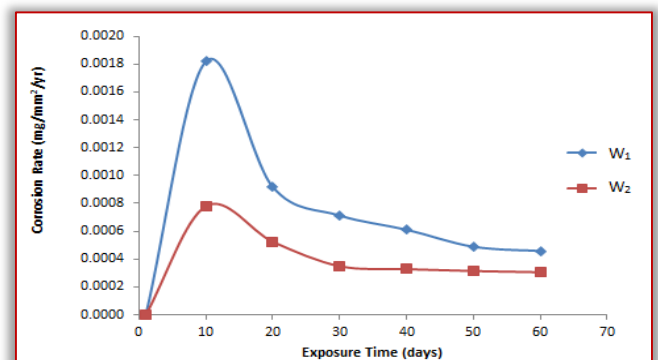


Figure 5: Variation of Corrosion Rate of Samples  $W_1$  and  $W_2$  with the Exposure Time in Days.

The corrosion rates of all samples were calculated and Figure 6 was plotted. Figure 6 therefore explains the corrosion



relationship of all the samples immersed in different corrosive environments. Generally, the corrosion rates of the samples ( $S_1$  and  $S_2$ ) immersed in the chloride environment were distinctively higher than those ( $W_1$  and  $W_2$ ) immersed in water. This was mainly due to the actions of chloride ion on steel samples, which is more corrosive than water. These chloride ions react with the  $Fe^{2+}$  in the steel sample and hence, form passive corrosive films on the steel samples and these makes the corrosion of mild steel faster in the chloride environment than in water. Moreover, the welded samples were observed to possess a lower corrosion rate when directly compared with their un-welded counterpart immersed in the same corrosive environment (Seidu and Kutelu, 2013).

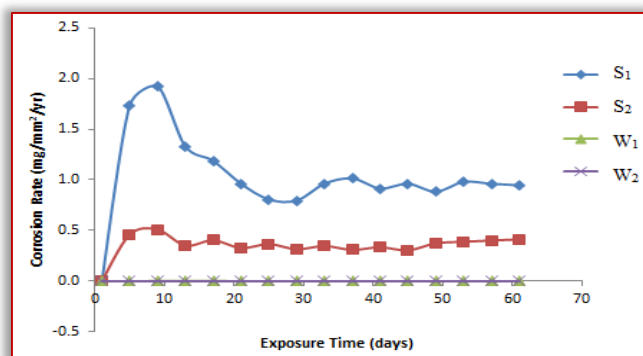


Figure 6: Variation of Corrosion Rate of all Samples with the Exposure Time in Days

## CONCLUSIONS

The effects of different environments on the corrosion properties of welded and un-welded mild steel were investigated, and the following conclusions were drawn:

- The un-welded samples exhibited greater loss in weight compared to the welded samples. This is due to the fact that the weldment of the welded samples reduced the rate of weight loss in the steel samples.
- The rates of corrosion of welded samples were observed to be lower in comparison with their un-welded counterparts in their corresponding corrosive environment.
- The maximum values of corrosion rates of the samples are  $S_1$  (1.924344 mg/mm<sup>2</sup>/yr.),  $S_2$  (0.509108 mg/mm<sup>2</sup>/yr.),  $W_1$  (0.001821018 mg/mm<sup>2</sup>/yr.),  $W_2$  (0.000780731 mg/mm<sup>2</sup>/yr.). This implies that samples ( $S_1$  and  $S_2$ ) immersed in the chloride environment exhibited the higher corrosion rate than samples ( $W_1$  and  $W_2$ ) immersed in distilled water. The factor responsible for this can be traced to the actions of chloride ions which tends to form passive films on the on the steel samples ( $S_1$  and  $S_2$ ) unlike the other samples ( $W_1$  and  $W_2$ ) that corrode uniformly under the influence of water.
- The corrosion behaviour of all the steel samples were within the passive region even-though there was a noticeable discrepancy between the corrosion behavior of samples immersed in the chloride environment and the distilled water environment. This implies that because all

the values of corrosion rate fell within 0.00030583 mg/mm<sup>2</sup>/yr. to 1.924344 mg/mm<sup>2</sup>/yr. (i.e. they did not exceed 5 mg/mm<sup>2</sup>/yr. because active corrosion is known to be within the range of 10 mg/mm<sup>2</sup>/yr. – 200 mg/mm<sup>2</sup>/yr. or greater), the overall corrosion behaviour of the steel samples in the given corrosive environment can be regarded as being *Passive*.

## References

- [1] Callister, W. D. Jr. (2007). Materials Science and Engineering: An Introduction, John Wiley and Sons, Inc., New York, 349 – 351.
- [2] Chinwko, E. C., Odio, B. O., Chukwunke, J. L. and Sinebe, J. E. (2014): Investigation of the Effect of Corrosion on Mild Steel in Five Different Environments. International Journal of Scientific and Technological Research, 3, 7, 306 – 310.
- [3] DeGarmo, E. P., Black, J. T., and Kohser, R. A. (2003), Materials and Processes in Manufacturing (9th ed.), John Wiley and Sons, Inc., New York.
- [4] Fontana, M. G. (2007): Corrosion Engineering, Tata McGraw-Hill Publishing Company Limited, New Delhi, 14.
- [5] Katundi, D., Tosun-Bayraktar, A., Bayraktar, E., and Toueix, E. (2012). Corrosion behaviour of the welded steel sheets used in automotive industry. Journal Of Achievements In Materials And Manufacturing Engineering, 2012, 38(2), 146–153.
- [6] Kumar, H. and Yadav, K. (2013): Corrosion Characteristics of Mild Steel Under Different Atmospheric Conditions by Vapour Phase Corrosion Inhibitors. American Journal of Materials Science and Engineering, 2013, 1, 3, 34–39, Science & Education Publishing DOI:10.12691/ajmse-1-3-1.
- [7] Oladele, I. O., Daramola, O. O. and Oyetunji, A. (2014): Appropriate Technological Procedures for Fusion Welding of Low Alloy Carbon Steel. Journal of Engineering and Engineering Technology, 8, 1, 49 – 53.
- [8] Oyetunji, A., Kutelu, B. J., and Akinola, A. O. (2013). Effects of Welding Speeds and Power Inputs on the Hardness Property of Type 304L Austenitic Stainless Steel Heat Affected Zone (HAZ). Journal of Metallurgical Engineering (ME), Volume 2, Issues 4. October 2013. www.me-journal, 124 – 129.
- [9] Seidu, S. O. and Kutelu, B. J. (2013): Effect of Heat Treatments on Corrosion of Welded Low-Carbon Steel in Acid and Salt Environments. Journal of Minerals & Materials Characterization and Engineering, 1, 95 – 100.
- [10] Seifedine, K. (2008): Corrosion Analysis of Stainless Steel. European Journal of Scientific Research, 22, 4, 508 – 516.
- [11] Talabi, S. I., Owolabi, O. B., Adebisi, J. A., and Yahaya, T. (2014). Effect of Welding Variables on Mechanical Properties of Low Carbon Steel Welded Joint. Advances in Production Engineering & Management ISSN 1854-6250, 9, 4, 2014, 181–186 <http://dx.doi.org/10.14743/apem>.



ISSN: 2067-3809

copyright © University POLITEHNICA Timisoara,  
Faculty of Engineering Hunedoara,  
5, Revolutiei, 331128, Hunedoara, ROMANIA  
<http://acta.fih.upt.ro>